

2010 *CCFOA* Presentation



“Kicking Game Mechanics

Agenda

- Definitions
 - Free Kicks
 - On-Side Free Kicks
 - Scrimmage Kicks
 - Scoring Kicks
- Mechanics & Coverage
- Communication Between Officials

Definitions

- Free Kick
 - A “Kickoff” putting ball in play:
 - To start the half
 - After a score (TD & Try, FG, Safety)
 - An option to put ball in play after a fair catch
 - Must be a place kick or drop kick (for free kick after a safety may also be a punt)
- On-Side Free Kick
 - K’s attempt to recover a free kick – must go 10 yards and touch the ground or first touched R

Definitions

- Scrimmage Kick
 - Legal Kick from in or behind the neutral zone during a scrimmage down
 - Can be place kick, punt or drop kick
- Scoring Kicks
 - 99.999% of the time a scrimmage kick
 - Must be a place kick or drop kick
 - Field goal and Try
 - Very rare – free kick after a fair catch

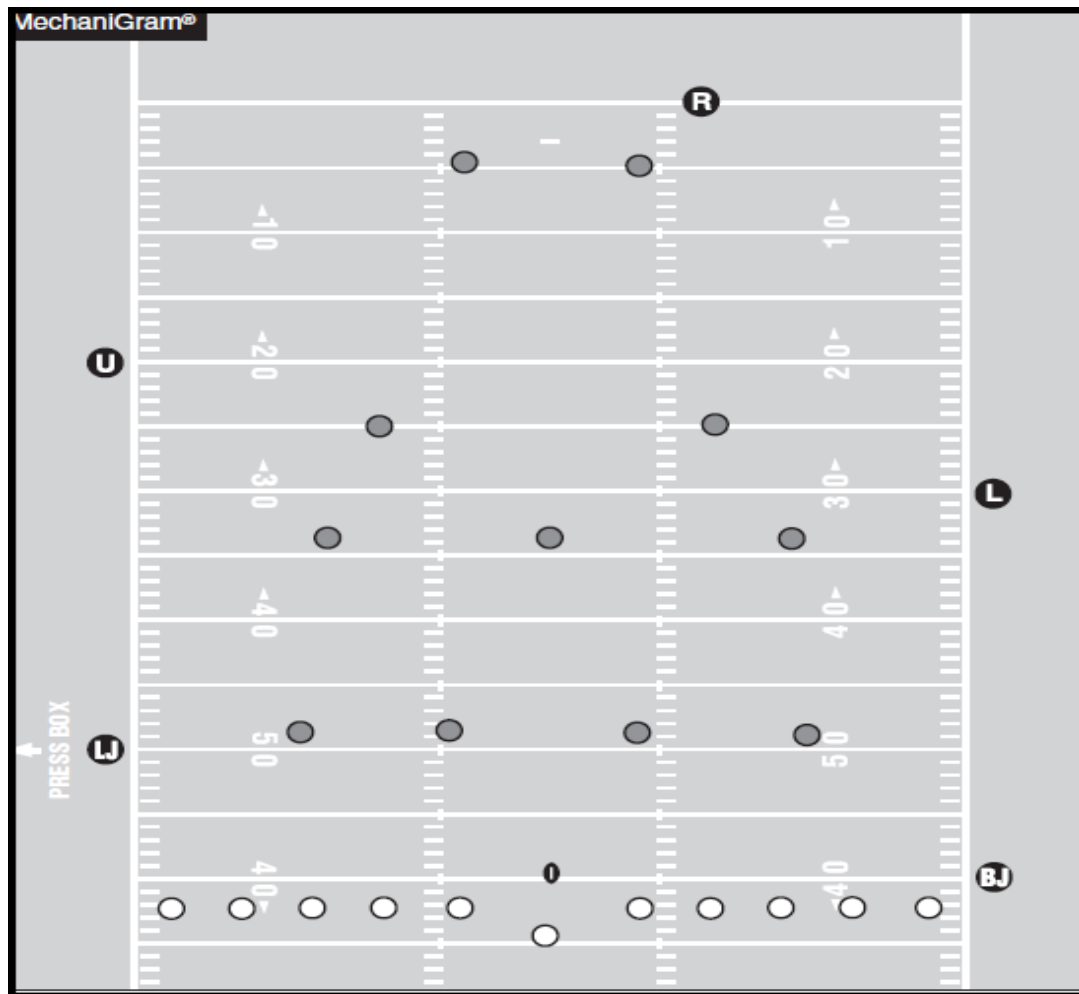
Definitions

- Fair Catch
 - Catch made by a player beyond neutral zone after he gives valid fair catch signal (in or beyond for free kick)
 - Can be awarded if R not given opportunity to catch the ball (whether he signals or not)
 - Signals = valid, invalid, illegal
- First Touching
 - Scrimmage Kick – K touches kick beyond neutral zone before it is touched by R beyond the neutral zone
 - Free kick – K touches kick in neutral zone (10 yards) before it is touched by R

Definitions

- Kicker
 - A player who legally kicks the ball
 - Becomes Kicker when his knee, lower leg or foot strikes the ball
 - Remains a kicker until:
 - He has opportunity to regain balance (scrimmage kick)
 - He advances 5 yards or kick touches ground or another player (Free kick)
- Holder - Player controlling ball on the ground or on a tee

Free Kick Mechanics – 5 Man



Free Kick Mechanics

- **Referee**: Starting position is on the side of the field on which the chains are stationed, near the hash mark on team R's goal line. Once he sees a ready signal from each official, the referee blows his whistle and gives the ready for play signal.
- **Umpire**: Starting position is on the side opposite the chains, at about team R's 20 yard line. When in position and ready for the kick, the umpire should raise an arm as a ready signal for the referee.
- **Linesman**: Starting position is on the side of the field opposite the umpire, on team R's 30 yard line. When in position and ready for the kick, the linesman should raise an arm as a ready signal for the referee.


Free Kick Mechanics

- **Line judge**: The line judge comes to the top of the numbers on his side of the field once the players are on the field. After identifying team R's free kick line, the line judge reminds team R that all blocks must be above the waist. The back judge and line judge turn toward each other, ensure that the other is ready, then simultaneously jog off to their sidelines; the line judge is on team R's restraining line. When in position and ready for the kick, the line judge should raise an arm as a ready signal for the referee.

Free Kick Mechanics

- **Back judge**: The back judge moves simultaneously toward the center of the field once the players are on the field. The back judge should not give the ball to the kicker until team K has 11 players on the field and should remind the kicker not to kick the ball until the referee has sounded his whistle. After identifying team K's free kick line, the back judge turns toward the line judge. After ensuring that the other is ready, they simultaneously jog off to their sidelines; the back judge is on team K's restraining line. When in position and ready for the kick, the back judge should raise an arm as a ready signal for the referee. If the football falls or blows off tee just prior to free kick, the back judge sounds whistle to prevent action and moves to kicker to give instructions.

On Sides Mechanics – 5 Man



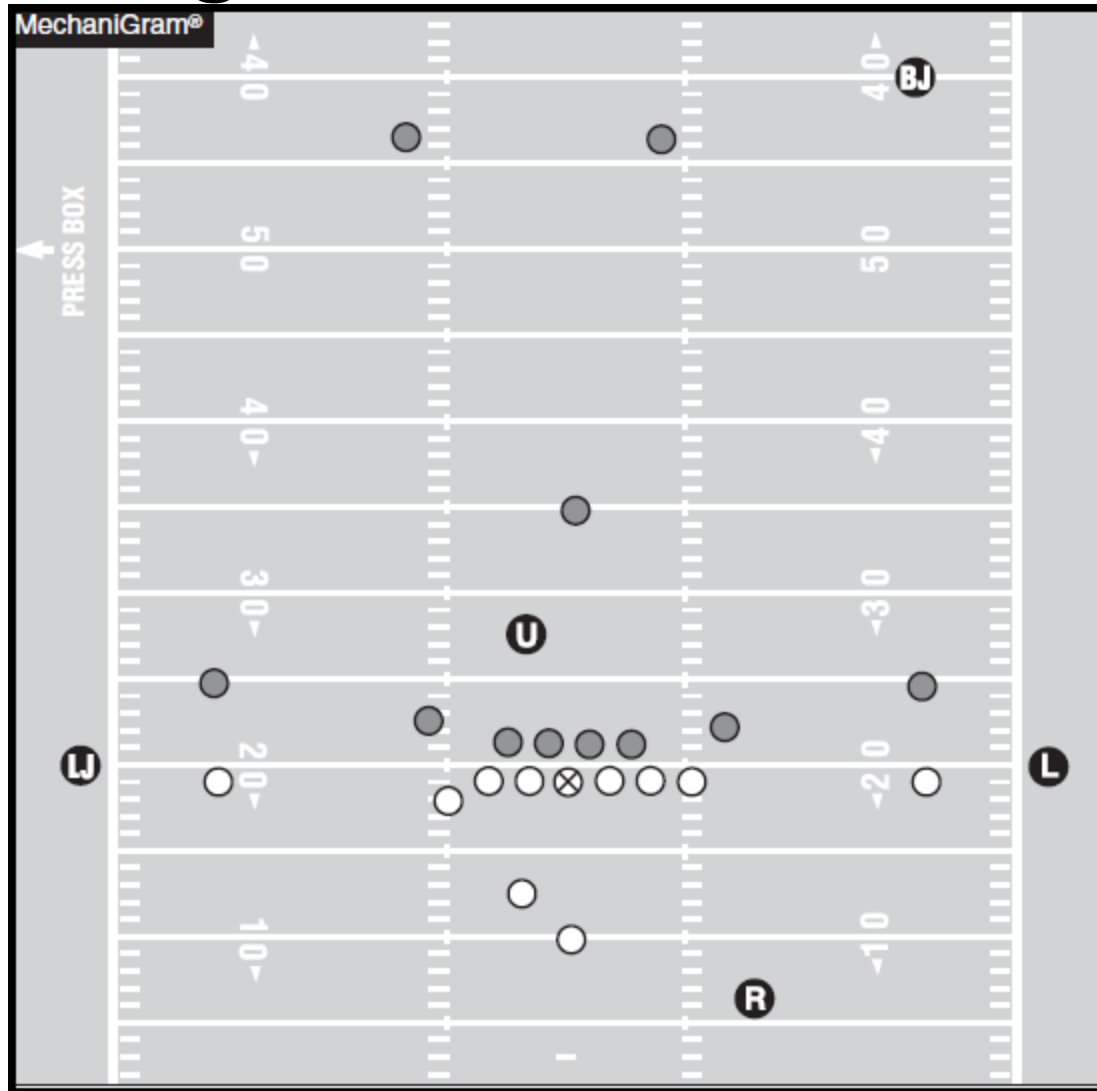
On Sides Mechanics – 5 Man (Cont)

- **Referee**: Starting position is on the side of the field opposite the chains, deeper than the deepest receiver.
- **Umpire**: Starting position is on team R's restraining line opposite the linesman.
- **Linesman**: Starting position is the normal position on team R's restraining line opposite the umpire.

On Sides Mechanics – 5 Man (Cont)

- **Line judge**: Starting position is the normal position on team K's restraining line opposite the umpire.
- **Back judge**: Starting position is the normal position on team K's restraining line opposite the line judge. The back judge should be prepared to blow his whistle if the ball blows off the tee.

Scrimmage Kick Mechanics – 5 Man



Scrimmage Kick Mechanics – 5 Man

- **Referee**: The referee's position is three to five yards outside the tight end and two to three yards behind the kicker, on kicking-leg side. That position allows the referee to view the snap as well as the action around the kicker before, during and after the kick. The referee must be ready to move in the appropriate direction if an errant snap leads to a loose ball in the offensive backfield.
- **Umpire**: The umpire's position is seven to 10 yards deep and favoring the line judge's sideline. Favoring the line judge's side compensates for the line judge moving downfield immediately at the snap.

Scrimmage Kick Mechanics – 5 Man

- **Linesman and Line judge**: The wing officials' starting position on scrimmage kicks is the same as for other plays from scrimmage.
- **Back judge**: The back judge begins the play seven to 10 to 12 yards wider than and two to three yards behind the deepest receiver on the linesman's side of the field. The back judge must be prepared to move up field if the kick is short or downfield if the receiver has to retreat.

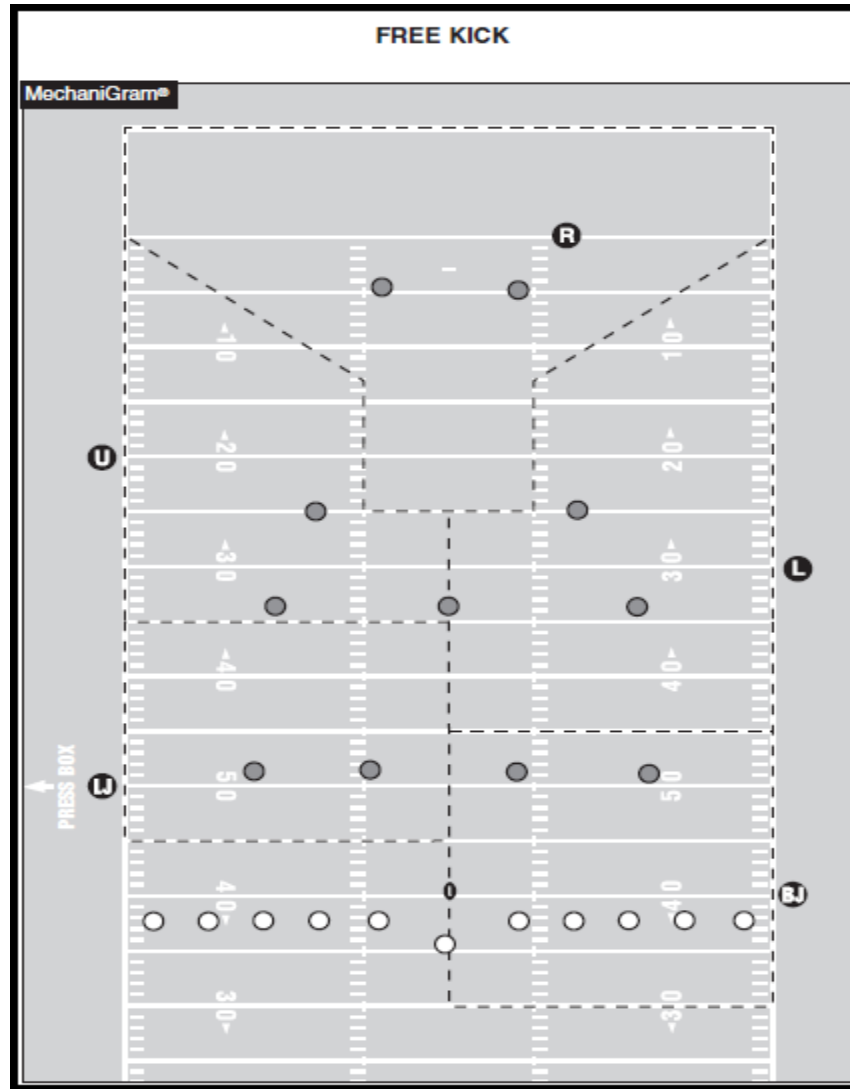
Scoring Kick Mechanics – 5 Man

- **Referee**: Starting position is three to five yards behind and 10 yards wide of potential kicker, facing holder.
- **Umpire**: Starting position is five to seven yards behind team R's line and opposite the referee.
- **Linesman**: Because the referee has his back to the line judge's sideline, starting position is on the line off the sideline.
- **Line judge**: Because the referee has his back to the line judge's sideline, starting position is behind the goalpost and beyond the end line on his side of the field.
- **Back judge**: Starting position is beyond the end line and behind the upright on the linesman's side.

Mechanics & Coverage

- Who's got ball responsibility?
- Who's watching blocks away from receiver?
- Whose responsibility is it to see if the ball is kicked into the ground on a free kick?
- Whose responsibility is it to protect the kicker on a free kick?
- Who's winding the clock?
- Fair catch – how do we officiate a play differently with a fair catch signal given?

Mechanics & Coverage



Communication Between Officials

- During Pregame
- Before a Kick
- “Bracketing” the Kick

Recap

- Free Kicks
- On-Side Free Kicks
- Scrimmage Kicks
- Scoring Kicks
- Mechanics & Coverage
- Communication Between Officials



Thank you for your attention!

Have a great season!!